



Contaminants in Colonial Nesting Waterbirds

Indicator #115

Overall Assessment

Status: **Mixed**

Trend: **Improving**

Rationale: **Overall, most contaminants have declined substantially (more than 90%) since first measured. Spatially, in Lakes Erie and Huron, there is great variation in contaminant concentrations between/among monitor sites within the same lake. Temporally, up to 2007, 50.8% of concentrations of 8 major contaminants at all colonies (120 comparisons) were declining as fast or faster than they did in the past; this is a decrease from what was reported in 2006 (down from > 70%). Simultaneously, 43.4% were declining more slowly than previously.**

Lake-by-Lake Assessment

Lake Superior

Status: Good,

Trend: Improving

Rationale: For 7 contaminants that have been measured since the program started in 1974 (PCBs, DDE, HCB, HE, mirex, dieldrin and TCDD), the two herring gull egg monitoring sites in Lake Superior showed average declines of 90.4% and 94.8% between then and 2007. Both sites ranked among the lowest for concentrations of 7 major compounds among the 15 monitoring sites. The temporal pattern at the two sites showed 50% of colony-contaminant comparisons declining as fast as or faster than previously and 37.5% declining more slowly than previously.

Lake Michigan

Status: Mixed

Trend: Improving

Rationale: For 7 contaminants that have been measured since the program began, the two herring gull egg monitoring sites showed an average decline of 96% between then and 2007. Eggs from one of the Lake Michigan sites ranked as the 3rd most contaminated among the 15 monitoring sites. Eggs from the other site ranked much lower (9th). The temporal pattern for the two sites showed 75% of the colony-contaminant comparisons declining as fast as or faster than previously and 25% declining more slowly than previously.

Lake Huron

Status: Mixed

Trend: Improving

Rationale: Herring gull eggs from two of three monitoring sites in Lake Huron were relatively clean. The third site, in Saginaw Bay, had the most contaminated gull eggs among all sites tested and reduced the overall status of this indicator in Lake Huron. The three sites showed average contaminant declines of 85.6% to 96.8% in gull eggs in 2007. Two of three sites ranked among the lowest for concentrations for 7 major compounds among 15 sites. The temporal pattern at the three sites showed 70.8% of colony-contaminant comparisons declining as fast as or faster than previously and 20.8% declining more slowly than previously.

Lake Erie

Status: Mixed

Trend: Improving

Rationale: Of the two monitoring sites in Lake Erie, the most easterly, at Port Colborne, had the cleanest gull eggs of all 15 sites tested. Eggs from Middle Island, in the Western Basin, were considerably more contaminated. The two sites showed average contaminant declines of 78.4% and 90.2% in gull eggs in 2007. Eggs from Middle Island were in the mid-range and those from Port Colborne were the lowest for contaminants. The temporal pattern at the two sites showed 31.2% of colony-contaminant comparisons declining as fast as or faster than previously and 56.3% declining more slowly than previously.

Lake Ontario

Status: Poor

Trend: Improving

Rationale: Eggs from the three Lake Ontario herring gull monitoring sites showed average declines of 88.9% to 94.8% in 2007. The three sites ranked among the top 8 for concentrations of contaminants in gull eggs. Temporally, 33.3% of colony-contaminant comparisons were declining as fast as or faster than previously while 62.5% were declining more slowly.

Purpose

- To assess current chemical concentrations and trends in representative colonial waterbirds (gulls, terns, cormorants and/or herons) on the Great Lakes
- To assess ecological and physiological endpoints in representative colonial waterbirds (gulls, terns, cormorants and/or herons) on the Great Lakes
- To infer and measure the impact of contaminants on the health, i.e. the physiology and breeding characteristics, of the waterbird populations

Ecosystem Objective

One of the objectives of monitoring colonial waterbirds on the Great Lakes is to track progress toward an environmental condition in which there is no difference in contaminant levels and related biological endpoints between birds on and off the Great Lakes. Other objectives include determining temporal and spatial trends in contaminant levels in colonial waterbirds and detecting changes in their population levels on the Great Lakes. This includes monitoring contaminant levels in herring gull eggs to ensure that the levels continue to decline and utilizing these data to promote continued reductions of contaminants in the Great Lakes basin.

State of the EcosystemBackground

This indicator is important because colonial waterbirds are one of the top aquatic food web predators in the Great Lakes ecosystem and they are very visible and well-known to the public. They bioaccumulate contaminants to the greatest concentration of any trophic level organism and they breed on all the Great Lakes. Thus, they are a very cost efficient monitoring system and allow easy inter-lake comparisons. The current Herring Gull Egg Monitoring Program (HGEMP) is the longest continuously running annual wildlife contaminants monitoring program in the world (since 1974). It determines concentrations of up to 20 organochlorines, 65 polychlorinated biphenyls (PCB) congeners and 53 polychlorinated dibenzo-p-dioxin (PCDD) and polychlorinated dibenzo furan (PCDF) congeners, as well as 16 brominated diphenyl ethers (BDEs) congeners (Braune *et al.* 2003).

The primary factors used to assess the status and trends of contaminants in herring gull eggs were: 1) the change in contaminant concentrations in herring gull eggs between when they were first measured (usually 1974) and currently, in 2007 (Canadian Wildlife Service (CWS) unpublished); 2) the overall ranking of contaminant concentrations at the 15 Great Lakes herring gull egg monitoring sites (Weseloh *et al.* 2006); and 3) the direction and relative slope of the change-point regression line calculated for each compound at each site (Pekarik and Weseloh 1998, Weseloh *et al.* 2003, 2005; CWS unpublished).

Status of Contaminants in Colonial Waterbirds

The HGEMP has provided researchers and managers with a powerful tool (a 34-year database) to evaluate changes in contaminant concentrations in Great Lakes wildlife (e.g., see Figure 1). The extreme longevity of the egg database makes it possible to calculate temporal trends in contaminant concentrations in wildlife and to look for significant changes within those trends. The database shows that most contaminants in gull eggs have declined 90% or more since the program began in 1974 (Figure 2). In 2007, PCBs, hexachlorobenzene (HCB), dichlorodiphenyl-dichloroethene (DDE), heptachlor epoxide (HE), dieldrin, mercury, mirex and 2,3,7,8-tetrachlorodibenzo-p-dioxin (TCDD) levels measured in eggs from the 15 Annual Monitoring Colonies (Figure 3) were analyzed for temporal trends (total of 120 comparisons). Analysis showed that in 50.8% of cases (61 of the 120), the contaminants were decreasing as fast as or faster in recent years than they had in the past. This was interpreted as a positive sign. In 43.4% of cases (52/120), contaminants were decreasing more slowly than they had in the past (calculated from Bishop *et al.* 1992, Pettit *et al.* 1994, Pekarik *et al.* 1998 and Jermyn-Gee *et al.* 2005, as per Pekarik and Weseloh 1998). This is viewed as a negative sign. HCB showed the most frequent reduction in their rates of decline. This represents a notably increase in the per cent of cases showing a slow down in their rate of decline. The reason(s) for this increase are not known at present. The overall decline in contaminant concentrations in gull eggs, however, may not be due wholly to a decrease in contaminants in the environment. Changes in food web dynamics, including the gulls' diet may be playing a role in some of these declines (Hebert *et al.* 2008).

The sole exception to these declining herring gull egg contaminant concentrations appears to be brominated diphenyl ethers (BDEs). These compounds, which are used as fire retardants in plastics, furniture cushions, etc., increased dramatically in gull eggs during 1981-2000 (Norstrom *et al.* 2002). Recent data showed a combined 3.9% decline for the 15 monitoring sites from 2000 to 2003 but a 25.3% increase from 2000 to 2005 (CWS, unpubl. data); data from 2007 are not yet available.

Another characteristic of annually monitoring contaminant levels in Herring Gull eggs is the year to year variability in contaminant concentrations. This is visually depicted in Figs. 1 and 4. In tracking 32 years of analyses, PCB concentrations declined in 65.6% of the years and increased in 34.4%; obviously the declines were of greater magnitude than the increases (Fig. 1). In examining PCB concentrations at all 15 annual monitor colonies from 2005 to 2007, concentrations declined at 33.7% of the sites and increased at 60.0%; they showed no change at the remaining sites (Fig. 4). Annual fluctuations like these, including both short-term increases and decreases, are part of current contaminant patterns.

In terms of gross ecological effects of contaminants on colonial waterbirds, e.g., eggshell thinning, failed reproductive success and population declines, most species appear to have recovered. Populations of most species have increased over the past 25-30 years, e.g., see Figure 5 (Blokoel and Tessier 1993-1998, Austen *et al.* 1996, Scharf and Shugart 1998, Cuthbert *et al.* 2001, Weseloh *et al.* 2002, Morris *et al.* 2003, Hebert *et al.* 2008, Havelka and Weseloh in review, CWS unpublished data). Although the gross effects appear to have subsided (but see Custer *et al.* 1999), there are many other subtle, mostly physiological and genetic endpoints that are being measured now

that were not measured in earlier years (Fox *et al.* 1988, Fox 1993, Grasman *et al.* 1996, Yauk *et al.* 2000). A recent and ongoing study, the Fish and Wildlife Health Effects and Exposure Study, is assessing whether there are fish and wildlife health effects in Canadian Areas of Concern (AOCs) similar to those reported for the human population (Environment Canada 2003). To date, the following abnormalities have been found in herring gulls in one or more Canadian AOCs on the lower Great Lakes: a male-biased sex ratio in hatchlings, elevated levels of embryonic mortality, indications of feminization in more than 10% of adult males, a reduced or suppressed ability to combat stress, an enlarged thyroid with reduced hormone production and a suppressed immune system. Although there is little question that herring gulls and colonial waterbirds on the Great Lakes are healthier now than they were 30 years ago, these findings show that they are in a poorer state of health than are birds from clean reference sites in the Maritimes (Environment Canada 2003).

Pressures

Future pressures for this indicator include all sources of contaminants which reach the Great Lakes. These include those sources that are already well-known, e.g., point sources, re-suspension of sediments, and atmospheric inputs, as well as lesser known ones such as underground leaks from landfill sites. There are also other, non-contaminant factors that regulate the stability of populations, e.g., habitat modification (in the Detroit River), food availability (Lake Superior), interspecific competition at breeding colonies (Lake Ontario) and predation (western Lake Erie). Many of these factors pose much more tangible threats to researchers' ability to collect eggs from these colonies in the future.

Management Implications

Data from the HGEMP suggest that, for the most part, contaminant levels in wildlife are continuing to decline at a constant rate, though in 2007 there has been the noted slow down in the rate of decline (see above). However, even at current contaminant levels, more physiological abnormalities in herring gulls occur at Great Lakes sites than at cleaner, reference sites away from the Great Lakes basin. Also, with the noted increase in concentrations of polybrominated diphenyl ethers (PBDEs), steps should be taken to identify and reduce sources of this compound to the Great Lakes. In short, although almost all contaminants are decreasing and many biological impacts have lessened, we do not yet know the full health implications of the subtle effects and of newly monitored contaminants.

Future Activities

The annual collection and analysis of herring gull eggs from 15 sites on both sides of the Great Lakes and the assessment of this species' reproductive success is a permanent part of the CWS Great Lakes surveillance activities. Likewise, so is the regular monitoring of population levels of most of the colonial waterbird species. The plan is to continue these procedures. Research on improving and expanding the HGEMP is done on a more opportunistic, less predictable basis. A lake-by-lake intensive study of possible biological impacts to herring gulls is currently underway in the lower lakes. Recently, ecological tracers (stable isotopes and fatty acids) have been generated from archival eggs as part of the program, and they provide insights into how food webs in the Great Lakes ecosystem are changing. This information broadens the utility of the program from just examining contaminants to providing insights into ecosystem change. Ecological tracer data are also directly relevant to the interpretation of contaminant monitoring data.

Comments from the author(s)

We have learned much about interpreting the herring gull egg contaminants data from associated research studies. However, much of this work is conducted on an opportunistic basis, when funds are available. Several research activities should be incorporated into routine monitoring, e.g., tracking of porphyria, vitamin A deficiencies, and evaluation of the avian immune system. Likewise, more research should focus on new areas, e.g., the impact of

endocrine disrupting substances, factors regulating chemically induced genetic mutations and ecological tracers.

Assessing Data Quality

Insert “x” under the statement that best corresponds with each data characteristic

Data Characteristics	Strongly Agree	Agree	Neutral or Unknown	Disagree	Strongly Disagree	Not Applicable
1. Data are documented, validated, or quality-assured by a recognized agency or organization	X					
2. Data are traceable to original sources	X					
3. The source of the data is a known, reliable and respected generator of data	X					
4. Geographic coverage and scale of data are appropriate to the Great Lakes basin	X					
5. Data obtained from sources within the U.S. are comparable to those from Canada	X					
6. Uncertainty and variability in the data are documented and within acceptable limits for this indicator report	X					
Clarifying Notes:						

Acknowledgments

Authors:

D.V. Chip Weseloh, Canadian Wildlife Service, Environment Canada, Downsview, ON

Dave J. Moore, Canadian Wildlife Service, Environment Canada, Burlington, ON

Contributors:

Thanks to past and present staff at CWS-Ontario Region, including Glenn Barrett, Christine Bishop, Birgit Braune, Neil Burgess, Rob Dobos, Pete Ewins, Craig Hebert, Kate Jermyn, Margie Koster, Brian McHattie, Pierre Mineau, Cynthia Pekarik, Karen Pettit, Jamie Reid, Peter Ross, Dave Ryckman, John Struger and Stan Teeple as well as past and present staff at the CWS National Wildlife Research Centre (Ottawa, ON), including Masresha Asrat, Glen Fox, Michael Gilbertson, Andrew Gilman, Jim Learning, Rosalyn McNeil, Ross Norstrom, Laird Shutt, Mary Simon, Suzanne Trudeau, Bryan Wakeford, Kim Williams and Henry Won and wildlife biologists Ray Faber, Keith Grasman, Ralph Morris, Jim Quinn and Brian Ratcliff for egg collections, preparation, analysis and data management over the 30 years of this project. We are also grateful for the logistical and graphical support of the Technical Operations Division and the Drafting Department at the Canada Centre for Inland Waters, Burlington, Ontario. Craig Hebert reviewed an earlier version of this report.

Sources

Austen, M.J., Blokpoel, H., and Tessier, G.D. 1996. *Atlas of colonial waterbirds nesting on the Canadian Great Lakes, 1989-1991*. Part 4. Marsh-nesting terns on Lake Huron and the lower Great Lakes system in 1991. Canadian Wildlife Service (CWS), Ontario Region, Technical Report No. 217. 75pp.

Bishop, C.A., Weseloh, D.V., Burgess, N.B., Norstrom, R.J., Turle, R., and Logan, K.A. 1992. *An atlas of contaminants in eggs of colonial fish-eating birds of the Great Lakes (1970-1988)*. Accounts by location and

chemical. Volumes 1 & 2. Canadian Wildlife Service (CWS), Ontario Region, Technical Report Nos. 152 and 153. 400 pp. and 300 pp.

Blokpoel, H., and Tessier, G.D. 1993-1998. Atlas of colonial waterbirds nesting on the Canadian Great Lakes, 1989-1991. Parts 1-3, 5. Canadian Wildlife Service (CWS), Ontario Region, Technical Report Nos. 181, 225, 259, 272. 93 pp, 153 pp, 74 pp, 36 pp.

Braune B.M., Hebert, C.E., Benedetti, L.S., and Malone, B.J. 2003. *An Assessment of Canadian Wildlife Service Contaminant Monitoring Programs*. Canadian Wildlife Service (CWS), Technical Report No. 400. Headquarters. Ottawa, ON. 76 pp.

Custer, T.W., Custer, C.M., Hines, R.K., Gutreuter, S., Stromborg, K.L., Allen, P.D., and Melancon, M.J. 1999. Organochlorine contaminants and reproductive success of Double-crested Cormorants from Green Bay, Wisconsin, USA. *Environ. Toxicol. & Chem.* 18:1209-1217.

Cuthbert, F.J., McKearnan, J., and Joshi, A.R. 2001. *Distribution and abundance of colonial waterbirds in the U.S. Great Lakes, 1997 - 1999*. Report to U.S. Fish and Wildlife Service, Twin Cities, Minnesota.

Environment Canada. 2003. *Fish and wildlife health effects in the Canadian Great Lakes Areas of Concern. Great Lakes Fact Sheet*. Canadian Wildlife Service (CWS), Ontario Region, Downsview, ON. Catalogue No. CW/66-223/2003E. ISBN 0-662-34076-0.

Fox, G.A. 1993. What have biomarkers told us about the effects of contaminants on the health of fish-eating birds in the Great Lakes? The theory and a literature review. *J. Great Lakes Res.* 19:722-736.

Fox, G.A., Kennedy, S.W., Norstrom, R.J., and Wigfield, D.C. 1988. Porphyria in herring gulls: a biochemical response to chemical contamination in Great Lakes food chains. *Environ. Toxicol. & Chem.* 7:831-839.

Grasman, K.A., Fox, G.A., Scanlon, P.F., and Ludwig, J.P. 1996. Organochlorine associated immunosuppression in pre fledging Caspian terns and herring gulls from the Great Lakes: an ecoepidemiological study. *Environmental Health Perspectives* 104:829-842.

Havelka, T., and Weseloh, D.V. In review. *Continued growth and expansion of the Double-crested Cormorant (Phalacrocorax auritus) population on Lake Ontario, 1982-2002*.

Hebert, C.E., Weseloh, D.V., Havelka, T., Pekarik, C., and Cuthbert, F. 2008. Lake Erie colonial waterbirds: Trends in populations, contaminant levels and diet. The State of Lake Erie. In *Ecovision World Monograph Series*, Aquatic Ecosystem Health and Management Society, ed. M. Munawar. Pp. 497-528.

Hebert, C.E., Weseloh, D.V.C, Idrissi, A., Arts, M.T., O’Gorman, R., Gorman, O.T., Locke, B., Madenjian, C.P. and Roseman, E.F. 2008. Restoring piscivorous fish populations in the Laurentian Great Lakes causes seabird dietary change. *Ecology* 89:891-897.

Jermyn-Gee, K., Pekarik, C., Havelka, T., Barrett, G., and Weseloh, D.V. 2005. *An atlas of contaminants in eggs of colonial fish-eating birds of the Great Lakes (1998-2001)*. Accounts by location (Vol. I) & chemical (Vol. II). Technical Report No. 417. Canadian Wildlife Service (CWS), Ontario Region, Downsview, ON. Catalogue No.

CW69-5/417E-MRC. ISBN – 0-662-37427-4.

Morris, R.D., Weseloh, D.V., and Shutt, J.L. 2003. Distribution and abundance of nesting pairs of Herring Gulls (*Larus argentatus*) on the North American Great Lakes. *J. Great Lakes Res.* 29:400-426.

Norstrom, R.J., Simon, M., Moisey, J., Wakeford, B., and Weseloh, D.V.C. 2002. Geographical distribution (2000) and temporal trends (1981-2000) of brominated diphenyl ethers in Great Lakes Gull eggs. *Environ. Sci. & Technol.* 36:4783-4789.

Pekarik, C., and Weseloh, D.V. 1998. Organochlorine contaminants in Herring Gull eggs from the Great Lakes, 1974-1995: change point regression analysis and short term regression. *Environ. Monit. & Assess.* 53:77-115.

Pekarik, C., Weseloh, D.V., Barrett, G.C., Simon, M., Bishop, C.A., and Pettit, K.E. 1998. *An atlas of contaminants in the eggs of fish-eating colonial birds of the Great Lakes (1993-1997)*. Accounts by location & chemical. Volumes I & 2. Canadian Wildlife Service (CWS), Ontario Region, Technical Report Nos. 321 and 322. 245 pp. and 214 pp.

Pettit, K.E., Bishop, C.A., Weseloh, D.V., and Norstrom, R.J. 1994. *An atlas of contaminants in eggs of colonial fish-eating birds of the Great Lakes (1989-1992)*. Accounts by location & chemical. Volumes 1 & 2. Canadian Wildlife Service (CWS), Ontario Region, Technical Report Nos. 194 and 195. 319 pp. and 300 pp.

Scharf, W.C., and Shugart, G.W. 1998. Distribution and abundance of gull, tern and cormorant nesting colonies of the U.S. Great Lakes, 1989 and 1990. In *A.S. Publication No. 1* eds. W.W. Bowerman and Roe, Sault Ste. Marie, MI: Gale Gleason Environmental Institute, Lake Superior State University Press.

Weseloh, D.V.C, Pekarik, C., and de Solla, S.R. 2006. Spatial patterns and rankings of contaminant concentrations in herring gull eggs from 15 sites in the Great Lakes and connecting channels, 1988-2002. *Environ. Monitor. Assess.* 113:265-284.

Weseloh, D.V., Joos, R., Pekarik, C., Farquhar, J., Shutt, L., Havelka, T., Mazzocchi, I., Barrett, G., McCollough, R., Miller, R.L., Mathers, A. 2003. Monitoring Lake Ontario's waterbirds: contaminants in Herring Gull eggs and population changes in the Lake's nearly 1,000,000 colonial waterbirds. In *State of Lake Ontario (SOLO) – Past, Present and Future, Aquatic Ecosystem Health & Management (AEHM), Ecovision World Monograph Series*. ed. Munawar, M. Backhuys Publishers, Leiden, The Netherlands. p. 597-631.

Weseloh, D.V.C., Pekarik, C., Havelka, T., Barrett, G., and Reid, J. 2002. Population trends and colony locations of double-crested cormorants in the Canadian Great Lakes and immediately adjacent areas, 1990-2000: a manager's guide. *J. Great Lakes Res.* 28:125-144.

Yauk, C.L., Fox, G.A., McCarry, B.E., and Quinn, J.S. 2000. Induced minisatellite germline mutations in Herring Gulls (*Larus argentatus*) living near steel mills. *Mutation Research* 452:211-218.

List of Figures

Figure 1. Annual concentration of DDE in Herring Gull eggs, Toronto Harbour, Lake Ontario, 1974-2007.
Source: Environment Canada, Herring Gull Monitoring Program

Figure 2. Mean contaminant concentrations and percent decline of 7 contaminants in Herring Gull eggs from year of first analysis to present, Middle Island, Lake Erie.

Concentrations in µg/g wet weight except for dioxin in pg/g wet weight.

Source: Environment Canada, Herring Gull Monitoring Program

Figure 3. The distribution and locations of the 15 Herring Gull Annual Monitoring Colonies.

Source: Environment Canada, Herring Gull Monitoring Program and Canadian Wildlife Service

Figure 4. A comparison of PCB 1:1 concentrations at all sites for 2003, 2005 and 2007. Note the between-year differences as well as the variation among sites.

Source: Environment Canada, Herring Gull Monitoring Program and Canadian Wildlife Service

Figure 5. Double-crested Cormorant nests (breeding pairs) on Lake Ontario, 1979-2007.

Source: Environment Canada, Canadian Wildlife Service

Last Updated

State of the Lakes Ecosystem Conference (SOLEC) 2008

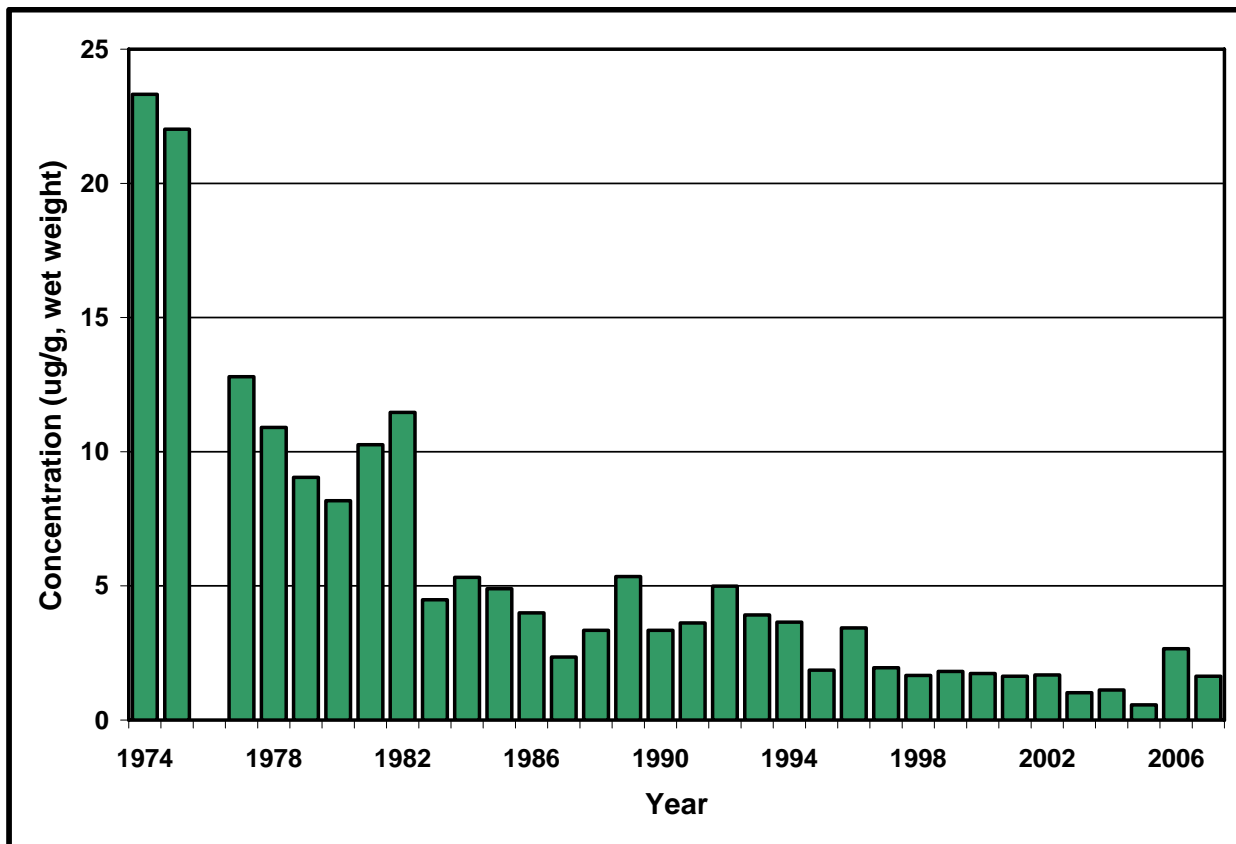


Figure 1. Annual concentration of DDE in Herring Gull eggs, Toronto Harbour, 1974-2007.

Source: Environment Canada, Herring Gull Monitoring Program

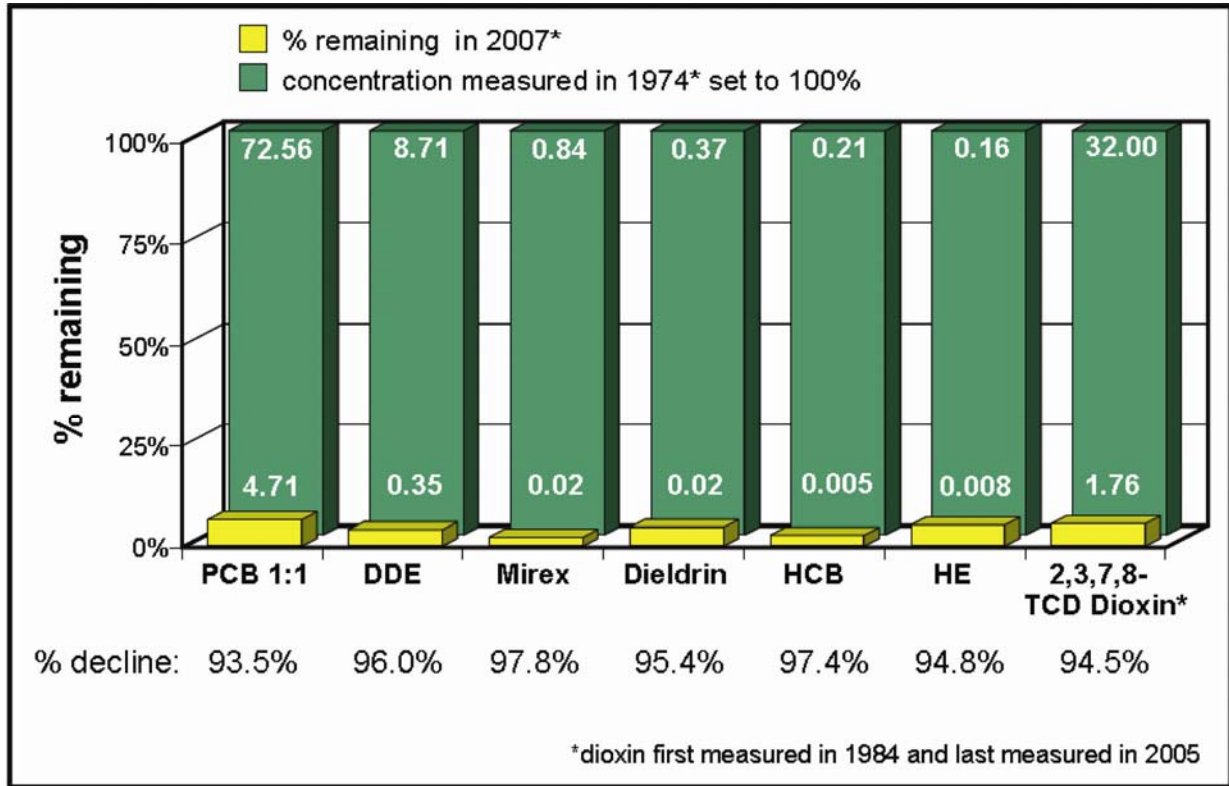


Figure 2. Mean concentrations and percent decline of 7 contaminants in in Herring Gull eggs from year of first analysis to present, Port Colborne, Lake Erie. Concentrations in $\mu\text{g/g}$ wet weight except for dioxin in pg/g wet weight.

Source: Environment Canada, Herring Gull Monitoring Program

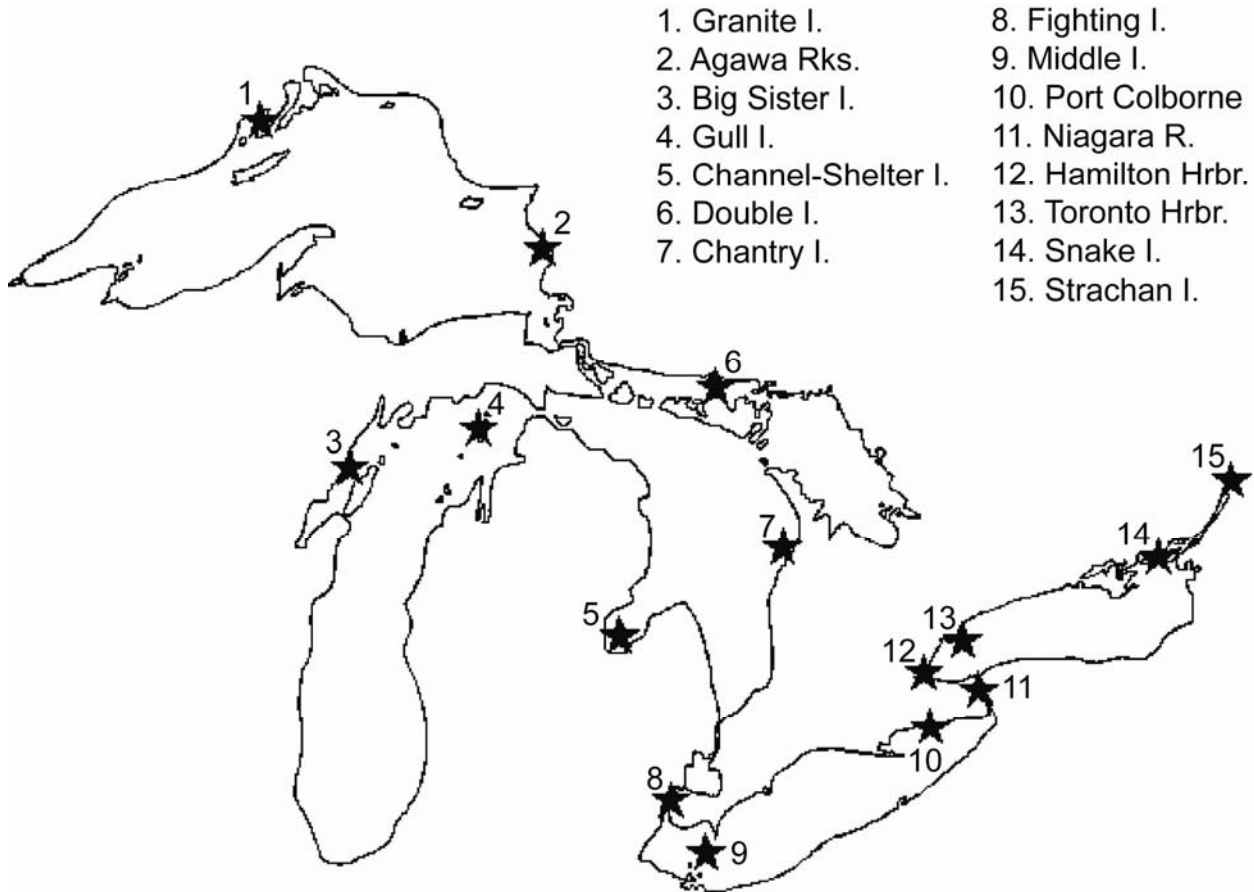


Figure 3. The distribution and locations of the 15 Herring Gull Annual Monitoring Colonies.
Source: Environment Canada, Herring Gull Monitoring Program and Canadian Wildlife Service

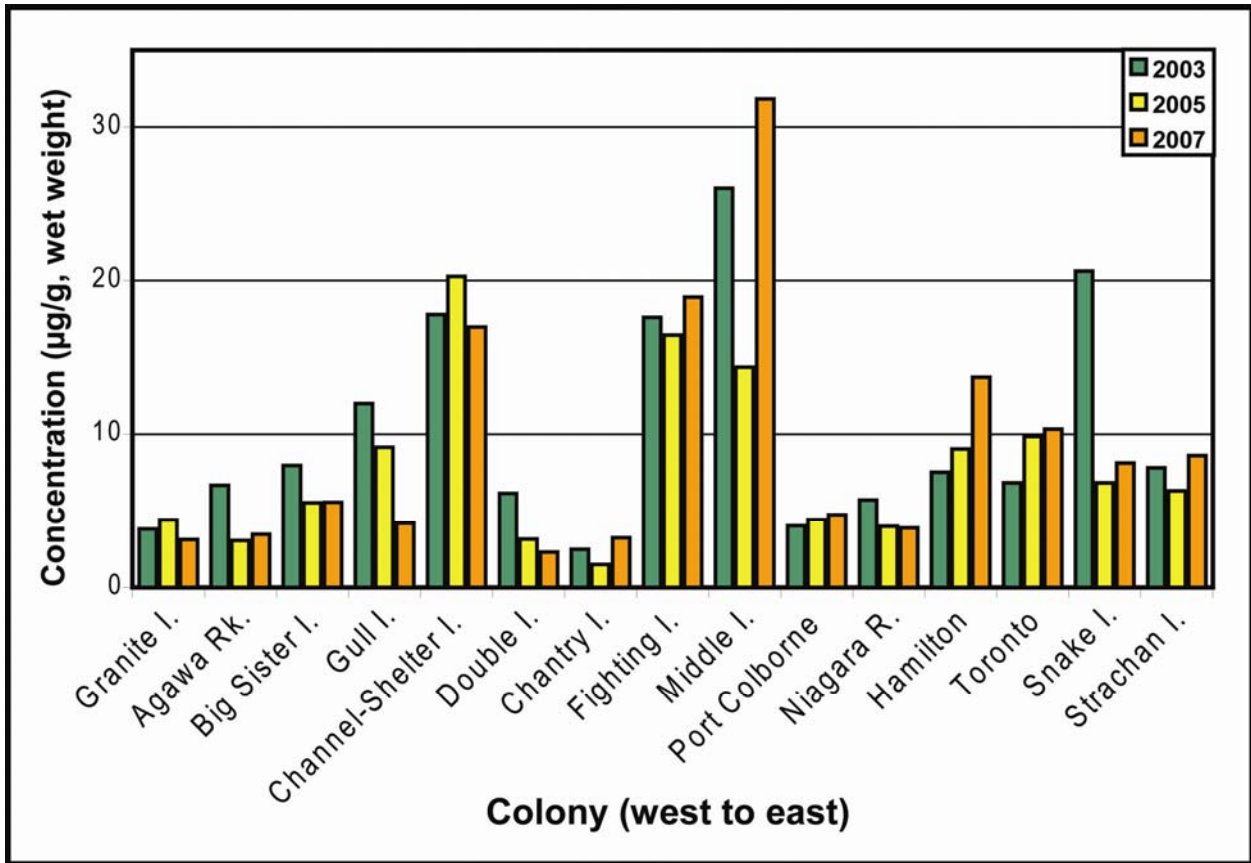


Figure 4. A comparison of PCB 1:1 concentrations at all sites for 2003, 2005 and 2007. Note the between-year differences as well as the variation among sites.

Source: Environment Canada, Herring Gull Monitoring Program and Canadian Wildlife Service

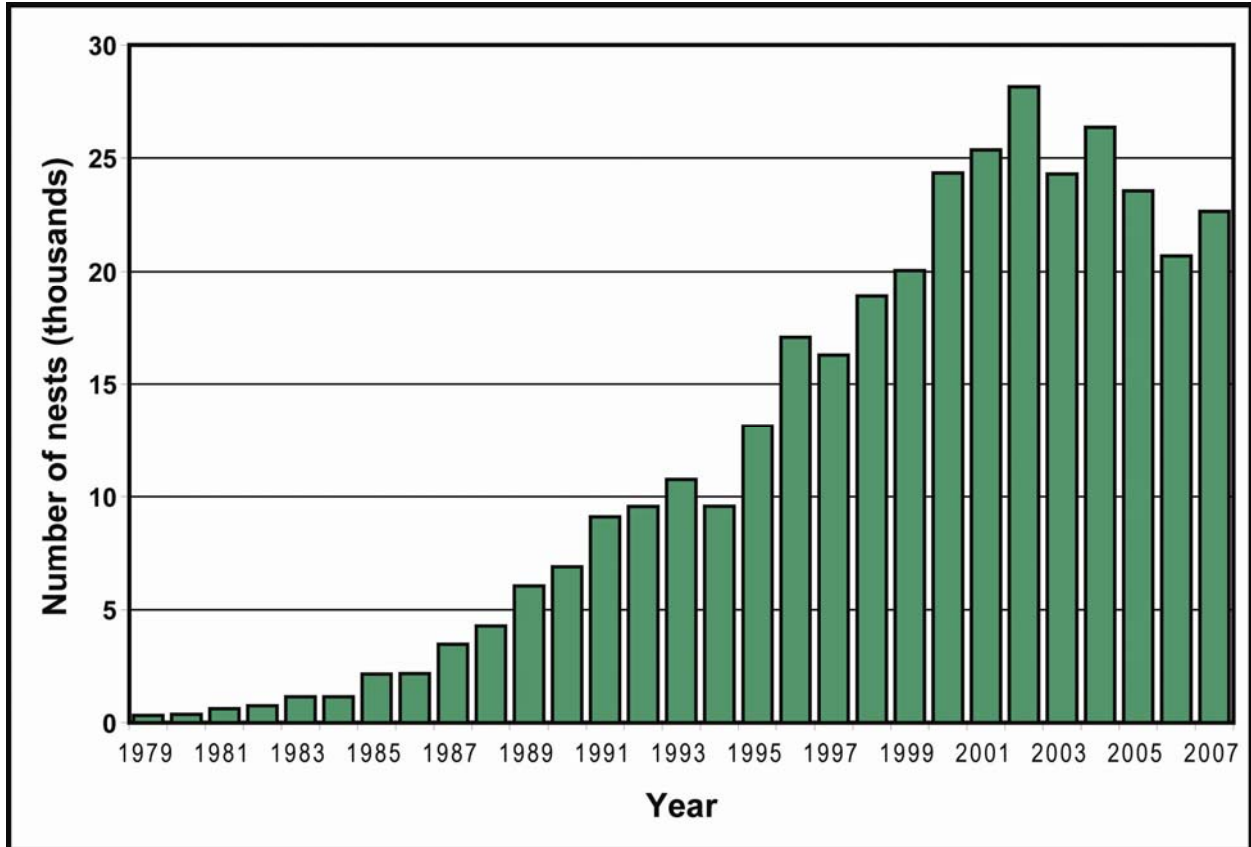


Figure 5. Double-crested Cormorant nests (breeding pairs) on Lake Ontario, 1979-2007.

Source: Environment Canada, Canadian Wildlife Service